

InCites Journal Citation Reports

Page 1 of 19

2020 Journal Performance Data for: Neurological Sciences and Neurophysiology

ISSN: 2636-865X

eISSN: 2636-865X

WOLTERS KLUWER MEDKNOW PUBLICATIONS

WOLTERS KLUWER INDIA PVT LTD, A-202, 2ND FLR, QUBE, C T S NO 1498A-2 VILLAGE MAROL, ANDHERI EAST, MUMBAI 400059,
INDIA
INDIA

TITLES

ISO: Neurolog. Sci. Neurophys.

JCR Abbrev: NEUROL SCI

NEUROPHYS

LANGUAGES

English

CATEGORIES

NEUROSCIENCES -- SCIE

PUBLICATION FREQUENCY

4 issues/year

Title Changes

J NEUROL SCI-TURK	changed to	NEUROL SCI NEUROPHYS	2018
NEUROL SCI NEUROPHYS	changed from	J NEUROL SCI-TURK	2018

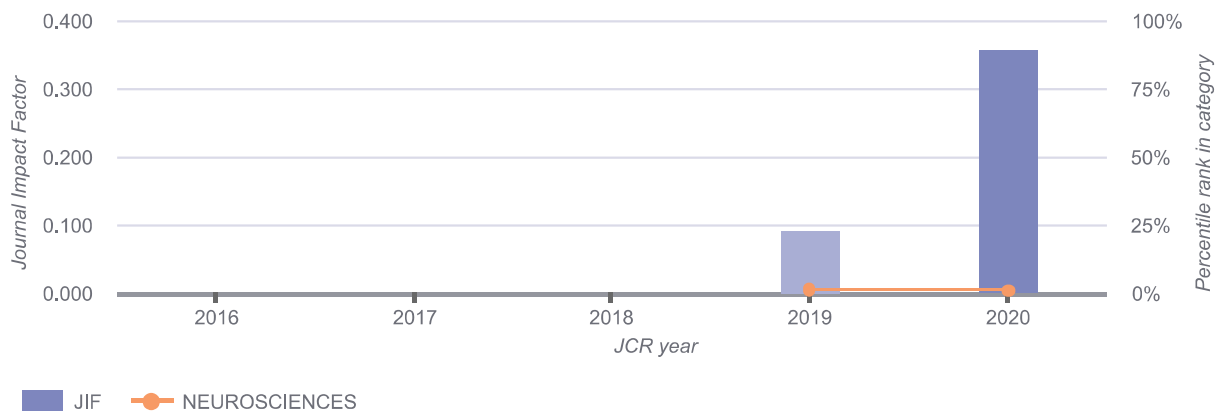
InCites Journal Citation Reports

The data in the two graphs below and in the Journal Impact Factor calculation panels represent citation activity in 2020 to items published in the journal in the prior two years. They detail the components of the Journal Impact Factor. Use the "All Years" tab to access key metrics and additional data for the current year and all prior years for this journal.

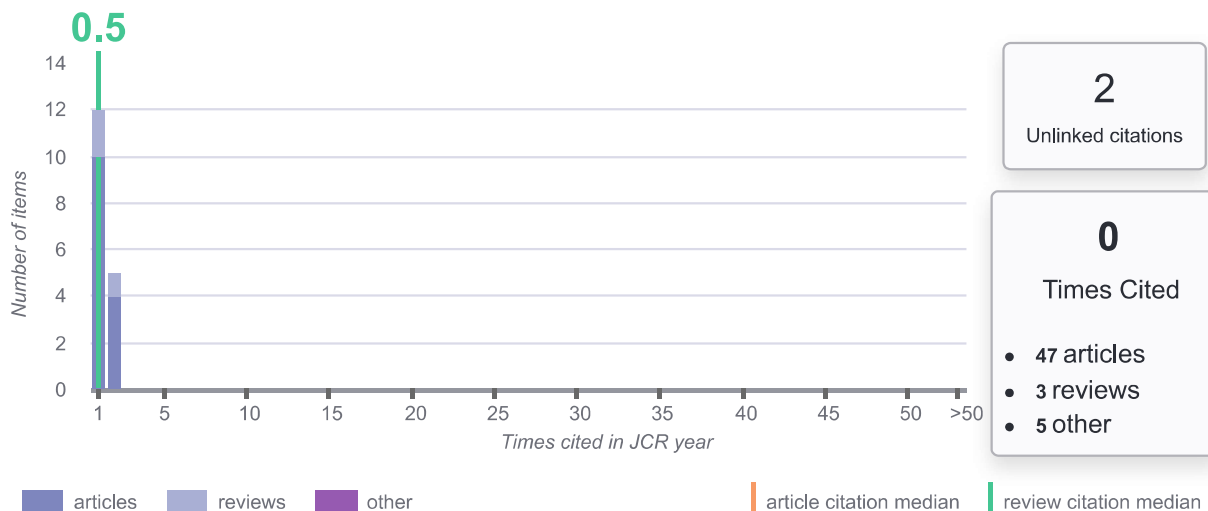
2020 Journal Impact Factor & percentile rank in category for: Neurological Sciences and Neurophysiology

0.358

2020 Journal Impact Factor



2020 JIF Citation Distribution for: Neurological Sciences and Neurophysiology



InCites Journal Citation Reports

Page 3 of 19

Journal Impact Factor Calculation

$$2020 \text{ Journal Impact Factor} = \frac{24}{67} = 0.358$$

How is Journal Impact Factor Calculated?

$$\text{JIF} = \frac{\text{Citations in 2020 to items published in 2018 (13) + 2019 (11)}}{\text{Number of citable items in 2018 (33) + 2019 (34)}} = \frac{24}{67}$$

InCites Journal Citation Reports

Journal Impact Factor contributing items

Citable items in 2019 and 2018 (67)

TITLE	CITATIONS COUNTED TOWARDS JIF
Psychometric properties of the Turkish version of the freezing of gait questionnaire for patients with Parkinson's disease By: Candan, Sevim Acaroz; Catiker, Aslihan; Ozcan, Tuba Saziye Volume: 36 Page: 44-+ Accession number: WOS:000462164600008 Document Type: Article	2
Impact of a new migraine-specific comorbidity index on prognosis: A methodology study By: Yildirim, Didem Derici; Tasdelen, Bahar; Uluduz, Derya; Ozge, Aynur; Yologlu, Saim Volume: 35 Page: 183-188 Accession number: WOS:000458116700005 Document Type: Article	2
Neural correlates of opponent processes for financial gains and losses By: Erdeniz, Burak; Done, John Volume: 36 Page: 69-77 Accession number: WOS:000472885900002 Document Type: Article	2
Validity and reliability of Turkish version of the gugging swallowing screen test in the early period of hemispheric stroke By: Umay, Ebru Karaca; Gurcay, Eda; Bahceci, Kadir; Ozturk, Erhan; Yilmaz, Volkan et al. Volume: 35 Page: 6-13 Accession number: WOS:000437697500003 Document Type: Article	2
The video head impulse test in clinical practice By: Halmagyi, G. Michael; Curthoys, Ian S. Volume: 35 Page: 1-5 Accession number: WOS:000437697500002 Document Type: Review	2
Role of the oxidative stress in the pathogenesis of epilepsy By: Roganovic, Milovan; Pantovic, Snezana; Dizdarevic, Sehija Volume: 36 Page: 1-8 Accession number: WOS:000462164600001 Document Type: Review	1
Sarcopenia in Parkinson's disease patients By: Kusbeci, Ozge Yilmaz; Colakoglu, Beril Donmez; Inci, Ipek; Duran, Elif; Cakmur, Raif Volume: 36 Page: 28-32 Accession number: WOS:000462164600005 Document Type: Article	1

InCites Journal Citation Reports

Page 5 of 19

Citations in 2020 (24)

TITLE	CITATIONS COUNTED TOWARDS JIF
NEUROLOGICAL SCIENCES AND NEUROPHYSIOLOGY	3
NEUROLOGICAL SCIENCES	2
TURKISH JOURNAL OF NEUROLOGY	2
COCHRANE DATABASE OF SYSTEMATIC REVIEWS	1
EPILEPSY & BEHAVIOR	1
FRONTIERS IN NEUROSCIENCE	1
HEADACHE	1
JOURNAL OF CLINICAL NEUROPHYSIOLOGY	1
NEUROLOGIA I NEUROCHIRURGIA POLSKA	1
TURKISH JOURNAL OF MEDICAL SCIENCES	1

InCites Journal Citation Reports

Source data

Journal source data 2020

	Articles	Reviews	Combined(C)	Other(O)	Percentage(C/(C+O))
Number in JCR Year 2020 (A)	31	5	36	3	92%
Number of References (B)	793	308	1,101	13	99%
Ratio (B/A)	25.6	61.6	30.6	4.3	

InCites Journal Citation Reports

Page 7 of 19

Box plot

Category Box Plot 2020

Category Box Plot

The category box plot depicts the distribution of Impact Factors for all journals in the category. The horizontal line that forms the top of the box is the 75th percentile (Q1). The horizontal line that forms the bottom is the 25th percentile (Q3). The horizontal line that intersects the box is the median Impact Factor for the category.

Horizontal lines above and below the box, called whiskers, represent maximum and minimum values.

The top whisker is the smaller of the following two values:

the maximum Impact Factor (IF)

$Q1\ IF + 3.5(Q1\ IF - Q3\ IF)$

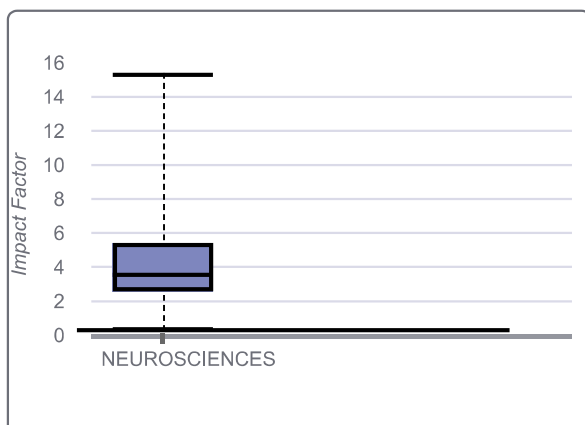
The bottom whisker is the larger of the following two values:

the minimum Impact Factor (IF)

$Q1\ IF - 3.5(Q1\ IF - Q3\ IF)$

Box Plots are provided for the current JCR year for each of the categories in which the journal is indexed.

NEUROL SCI NEUROPHYS, IF: 0.358



InCites Journal Citation Reports

Rank

Rank

JCR Impact Factor

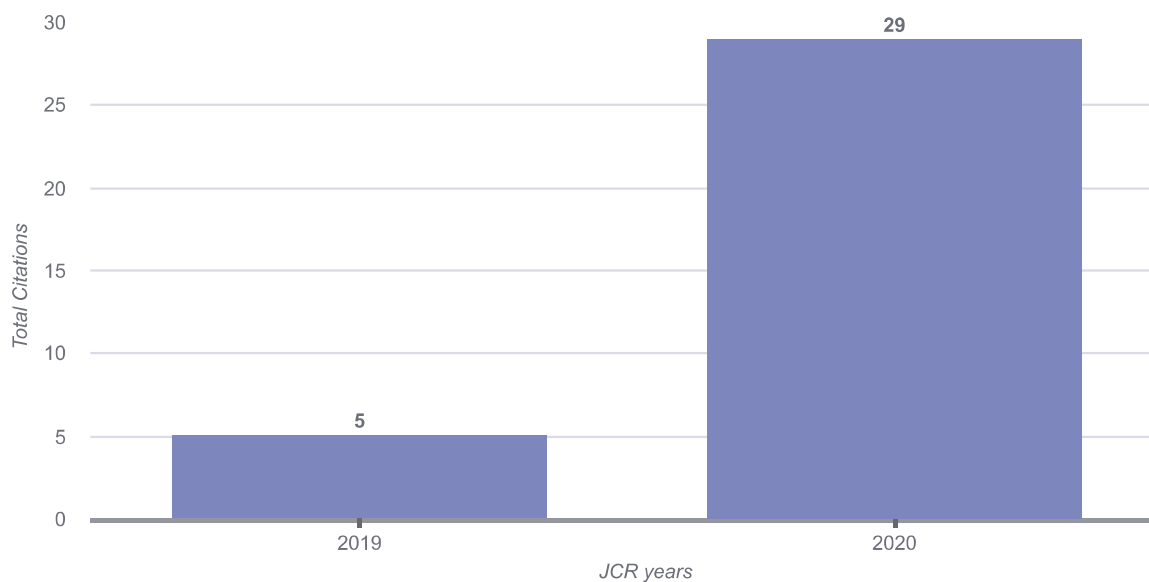
JCR Year	NEUROSCIENCES		
	Rank	Quartile	JIF Percentile
2020	271/273	Q4	0.916
2019	271/272	Q4	0.551

InCites Journal Citation Reports

ESI Total Citations

Rank

JCR Year	NEUROSCIENCE & BEHAVIOR
2020	367/367-Q4
2019	366/366-Q4



InCites Journal Citation Reports

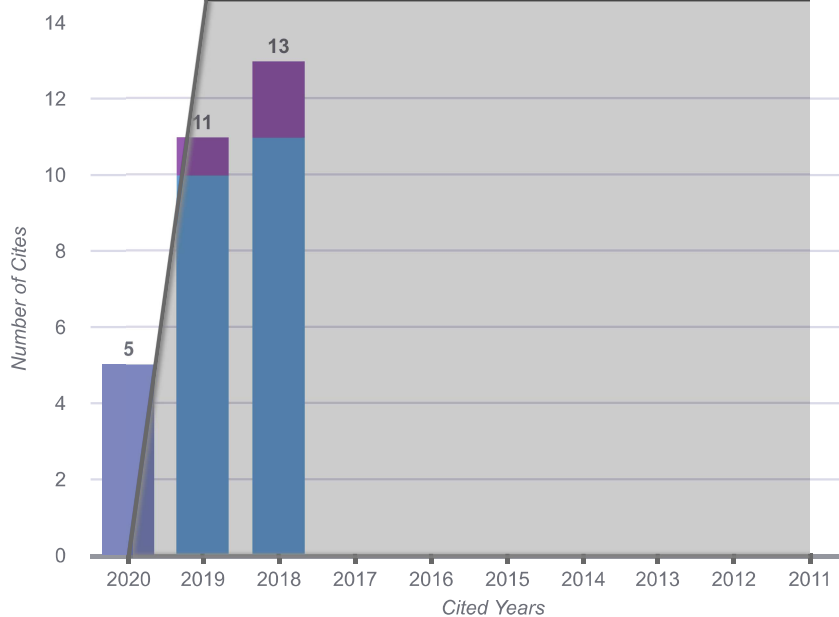
Page 10 of 19

Cited Journal Data

Cited Half-Life Data

Cited Year	2020	2019	2018	2017	2016	2015	2014	2013	2012	2011	2010-All
#Cites from 2020	5	11	13	0	0	0	0	0	0	0	0
Cumulative %	17.24%	55.17%	100.00%	100.00%	100.00%	100.00%	100.00%	100.00%	100.00%	100.00%	100.00%

Cited Journal Graph 2020



CITED JOURNAL GRAPH

The Cited Journal Graph shows the distribution (by cited year) of citations published in journals during the JCR year to items published in the Journal during the last 10 years.

The white/grey division indicates the cited half-life (if < 10.0). Half of the citations are to items that were published more recently than the cited half-life.

The two light-blue columns indicate citations used to calculate the Impact Factor (always the 2nd and 3rd columns).

- Non-self-citations: citations from the journal to articles in other journals.
- Journal self - citations: citations from articles in the journal to articles in the same journal.

InCites Journal Citation Reports

Cited Journal Data 2020

	Impact	Citing Journal	All Yrs	2020	2019	2018	2017	2016	2015	2014	2013	2012	2011	Res
		ALL Journals	29	5	11	13	0	0	0	0	0	0	0	(
1	0.358	NEUROL SCI NEUROPHYS	3	0	1	2	0	0	0	0	0	0	0	(
2	5.037	LIFE SCI	2	2	0	0	0	0	0	0	0	0	0	(
3	3.307	NEUROL SCI	2	0	2	0	0	0	0	0	0	0	0	(
4	9.266	COCHRANE DB SYST REV	1	0	1	0	0	0	0	0	0	0	0	(
5	2.446	COMPLEMENT THER CLIN	1	0	0	1	0	0	0	0	0	0	0	(
6	3.494	CURR PAIN HEADACHE R	1	0	1	0	0	0	0	0	0	0	0	(
7	2.937	EPILEPSY BEHAV	1	0	0	1	0	0	0	0	0	0	0	(
8	4.677	FRONT NEUROSCI-SWITZ	1	0	1	0	0	0	0	0	0	0	0	(
9	5.887	HEADACHE	1	0	0	1	0	0	0	0	0	0	0	(
10	3.367	IEEE ACCESS	1	0	0	1	0	0	0	0	0	0	0	(
11	2.177	J CLIN NEUROPHYSIOL	1	0	1	0	0	0	0	0	0	0	0	(
12	3.036	J CLIN NURS	1	0	0	1	0	0	0	0	0	0	0	(
13	7.277	J HEADACHE PAIN	1	1	0	0	0	0	0	0	0	0	0	(
14	4.849	J NEUROL	1	0	0	1	0	0	0	0	0	0	0	(
15	3.016	KOREAN J PAIN	1	1	0	0	0	0	0	0	0	0	0	(
16	2.316	MOL BIOL REP	1	1	0	0	0	0	0	0	0	0	0	(
17	1.621	NEUROL NEUROCHIR POL	1	0	0	1	0	0	0	0	0	0	0	(
18	1.339	NOROPSIKIYATRI ARS	1	0	1	0	0	0	0	0	0	0	0	(
19	0.973	TURK J MED SCI	1	0	1	0	0	0	0	0	0	0	0	(
20	n/a	TURK J NEUROL	2	0	1	1	0	0	0	0	0	0	0	(
21	n/a	CLIN CASE REP	1	0	0	1	0	0	0	0	0	0	0	(
22	n/a	IEEE ENG MED BIOL	1	0	0	1	0	0	0	0	0	0	0	(
23	n/a	INDIAN J OTOLARYNGOL	1	0	0	1	0	0	0	0	0	0	0	(
24	n/a	INT J BIOMED	1	0	1	0	0	0	0	0	0	0	0	(

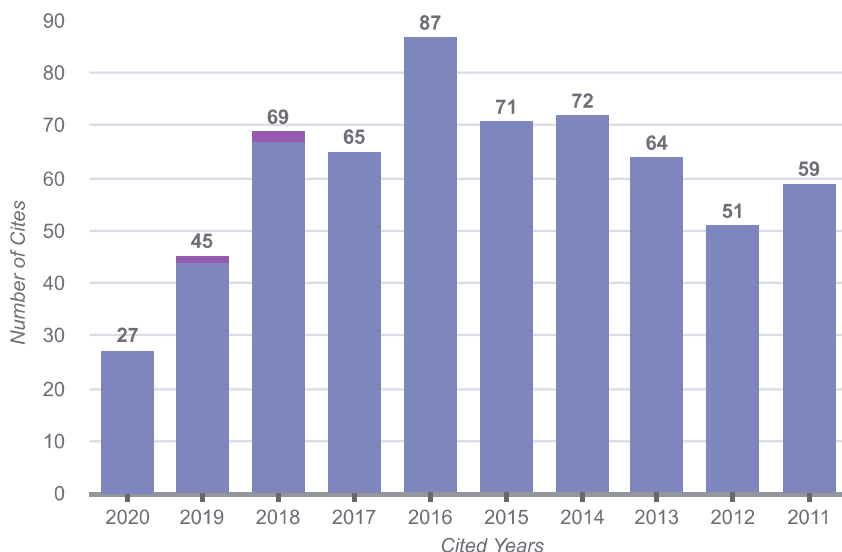
InCites Journal Citation Reports

Citing Journal Data

Citing Half-Life Data

Citing Year	2020	2019	2018	2017	2016	2015	2014	2013	2012	2011	2010-All
#Cites from 2020	27	45	69	65	87	71	72	64	51	59	504
Cumulative %	2.42%	6.46%	12.66%	18.49%	26.30%	32.68%	39.14%	44.88%	49.46%	54.76%	100.00%

Citing Journal Graph 2020



CITING JOURNAL GRAPH

The Citing Journal Graph shows the distribution (by cited year) of citations published in the Journal during the JCR year to items published in journals during the last 10 years.

The white/grey division indicates the citing half-life (if < 10.0). Half of the citations are to items that were published more recently than the citing half-life.

- Non-self-citations: citations from the journal to articles in other journals.
- Journal self - citations: citations from articles in the journal to articles in the same journal.

InCites Journal Citation Reports

Citing Journal Data 2020

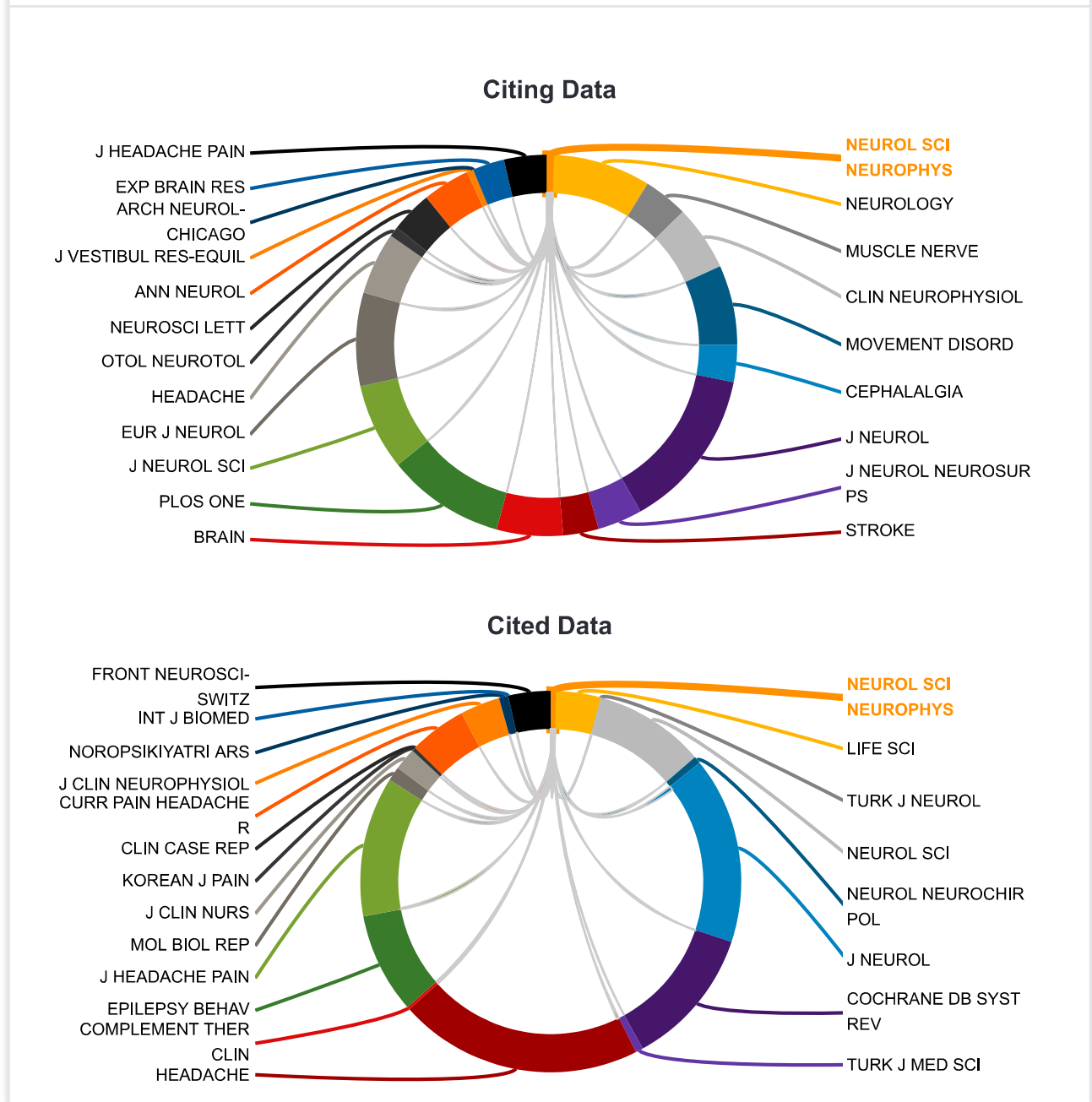
	Impact	Cited Journal	All Yrs	2020	2019	2018	2017	2016	2015	2014	2013	2012	2011	Rest
		ALL Journals	1,114	27	45	69	65	87	71	72	64	51	59	504
		ALL OTHERS (325)	325	10	21	26	22	31	19	29	29	9	16	113
1	9.910	NEUROLOGY	38	1	2	1	0	1	3	1	0	2	0	27
2	3.217	MUSCLE NERVE	33	0	0	2	0	3	1	0	0	1	2	24
3	6.292	CEPHALALGIA	29	0	0	1	0	5	2	2	2	1	3	13
4	3.708	CLIN NEUROPHYSIOL	29	0	0	0	1	0	1	1	2	1	3	20
5	10.338	MOVEMENT DISORD	29	0	0	2	0	0	2	0	1	2	2	20
6	4.849	J NEUROL	23	0	2	0	3	2	1	1	2	0	1	11
7	10.154	J NEUROL NEUROSUR PS	22	0	0	0	0	1	3	0	0	0	0	18
8	7.914	STROKE	17	0	0	0	0	0	1	0	0	3	0	13
9	13.501	BRAIN	16	1	0	0	0	1	0	1	2	1	2	8
10	3.240	PLOS ONE	13	1	0	2	1	1	1	4	2	1	0	0
11	3.181	J NEUROL SCI	12	1	0	0	2	1	2	1	1	0	0	4
12	6.089	EUR J NEUROL	11	0	0	3	0	0	0	0	1	0	0	7
13	5.887	HEADACHE	11	0	0	1	0	1	1	0	0	0	0	8
14	3.046	NEUROSCI LETT	9	0	0	1	0	0	0	1	0	1	0	6
15	2.311	OTOL NEUROTOL	9	0	0	0	0	0	3	0	0	1	0	5
16	10.422	ANN NEUROL	8	0	1	0	0	0	0	0	0	0	0	7
17	2.435	J VESTIBUL RES-EQUIL	8	0	0	0	0	1	1	0	1	3	1	1
18	2.503	EUR ARCH OTO-RHINO-L	7	1	0	1	0	3	0	2	0	0	0	0
19	1.972	EXP BRAIN RES	7	0	1	0	0	1	2	1	0	0	0	2
20	7.277	J HEADACHE PAIN	7	0	0	1	2	0	1	0	0	1	1	1
21	44.182	LANCET NEUROL	7	1	0	1	0	0	1	0	1	0	0	3
22	5.710	CURR OPIN NEUROL	6	0	1	1	2	1	1	0	0	0	0	0
23	4.472	J ALZHEIMERS DIS	6	0	0	0	1	1	1	0	0	1	1	1
24	6.167	J NEUROSCI	6	0	0	0	1	1	0	0	0	0	0	4
25	5.115	J NEUROSURG	6	0	1	0	0	0	0	1	0	1	1	2
26	3.325	LARYNGOSCOPE	6	1	0	0	0	1	0	0	0	0	0	4
27	4.673	NEUROBIOL AGING	6	1	0	0	0	0	0	0	2	0	0	3
28	91.245	NEW ENGL J MED	6	0	0	0	1	0	0	0	2	1	0	2

Showing 1 - 30 rows of 177 total (use export to download the full table)

InCites Journal Citation Reports

Journal Relationships

Journal Relationships 2020



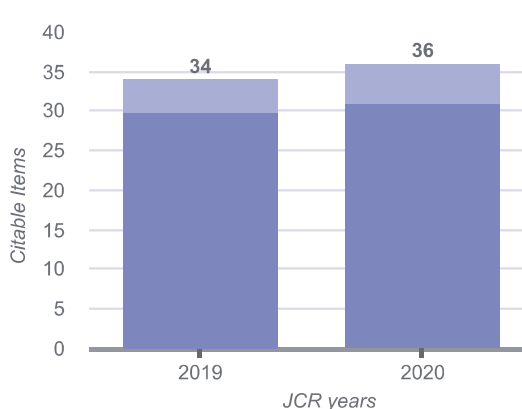
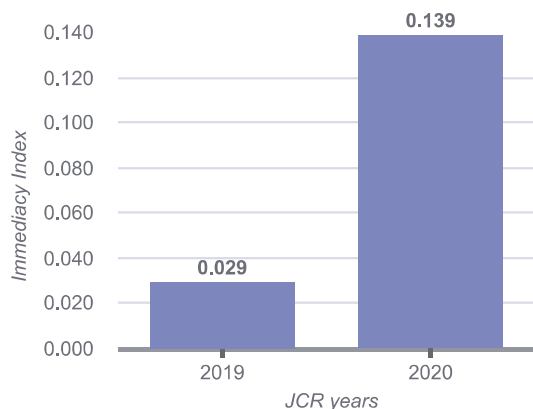
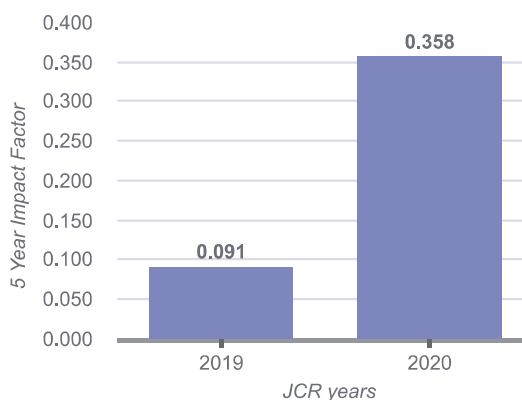
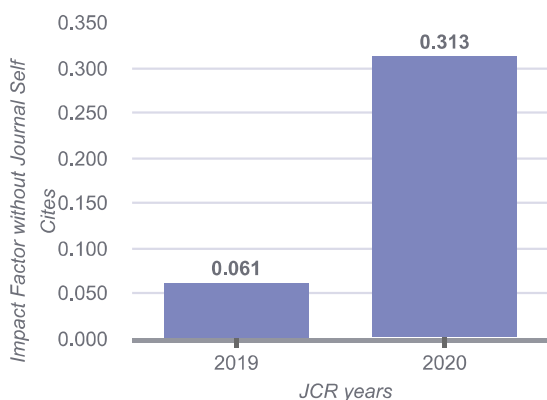
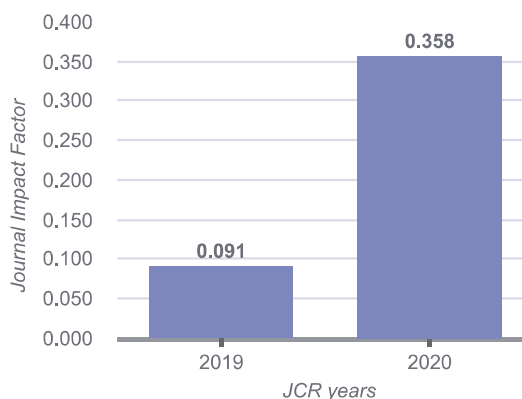
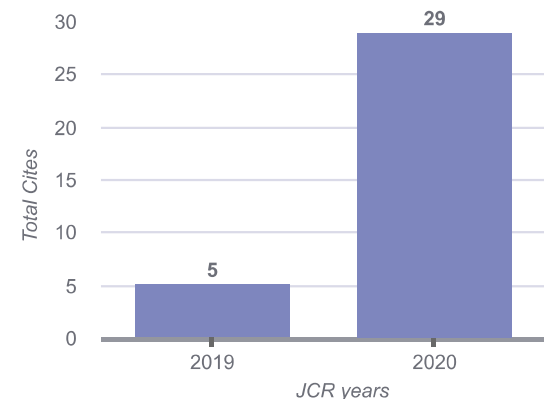
InCites Journal Citation Reports

Key Indicators 2020

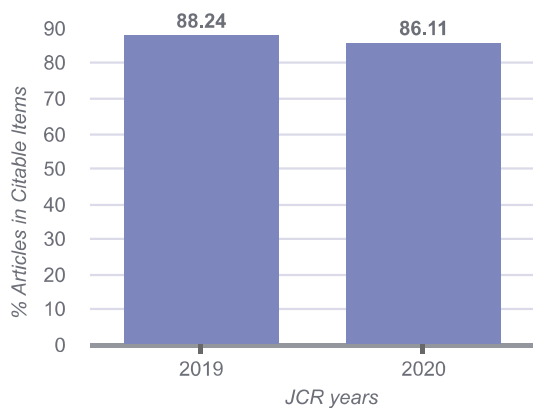
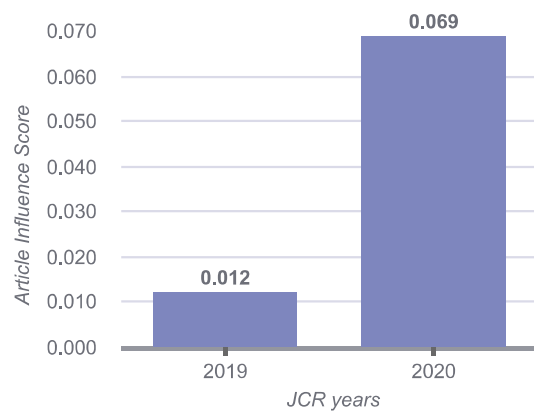
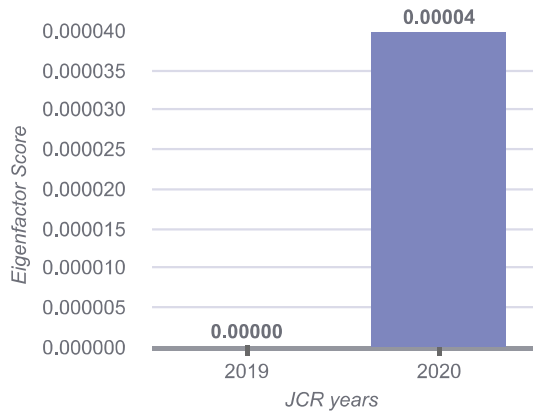
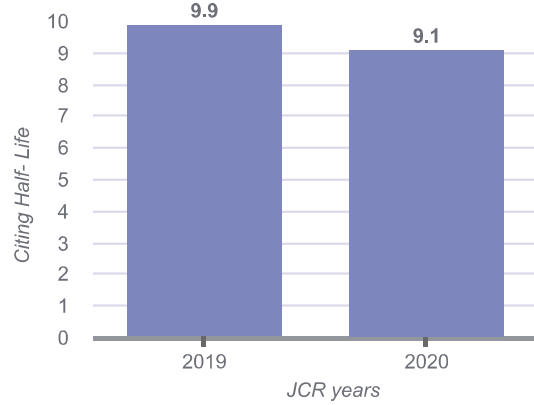
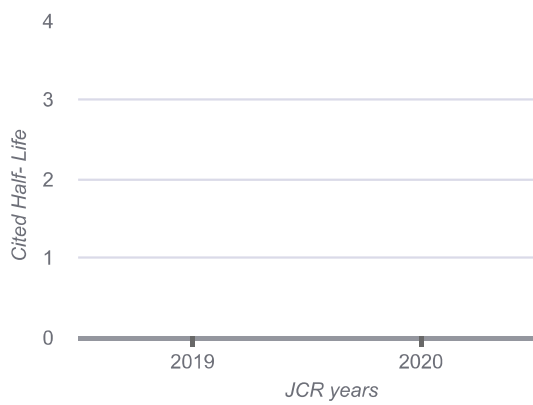
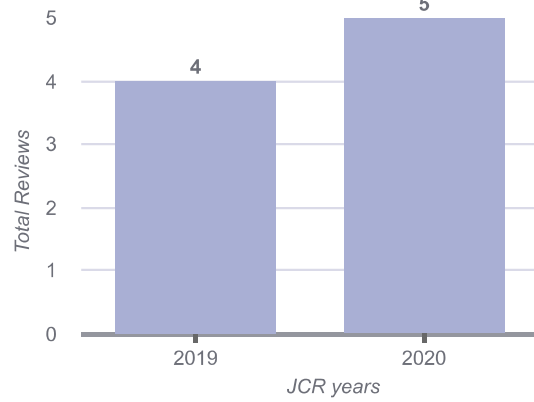
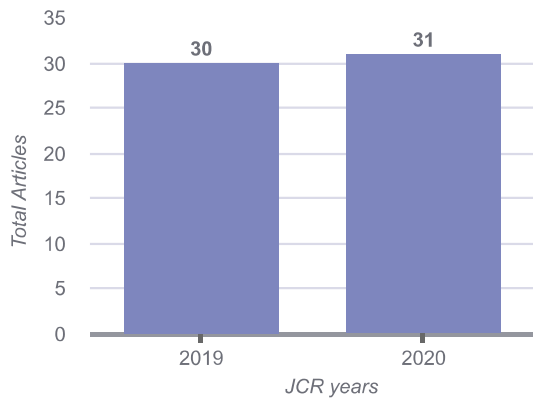
IMPACT METRICS		INFLUENCE METRICS		SOURCE METRICS	
Total Cites	29	Eigenfactor Score	0.00004	Citable Items	36
Journal Impact Factor	0.358	Article Influence Score	0.069	% Articles in Citable Items	86.11
5 Year Impact Factor	0.358	Normalized Eigenfactor	0.01001	Average JIF Percentile	0.916
Immediacy Index	0.139			Cited Half-Life	n/a
Impact Factor without Journal Self Cites	0.313			Citing Half-Life	9.1

InCites Journal Citation Reports

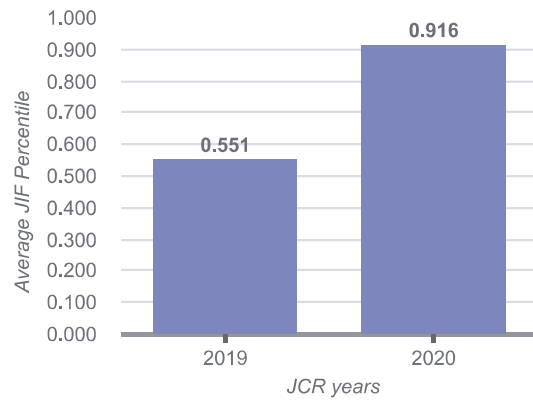
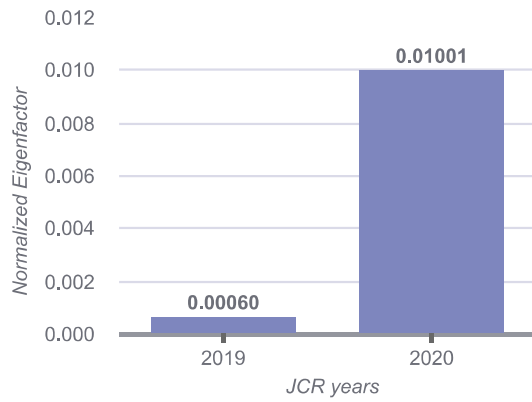
Metric Trend



InCites Journal Citation Reports



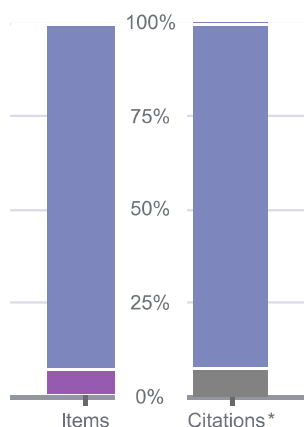
InCites Journal Citation Reports



InCites Journal Citation Reports

Journal profile [2018 - 2020]

Open Access (OA)



	Items	Citations*
Gold OA Citable	0	0
Subscription and Free to Read Citable	103	27
Total Citable	103	27
% Citable Open Access	0.00%	0.00%
Other	8	0
Unlinked	n/a	2

Gold OA Citable	0	0
Subscription and Free to Read Citable	103	27
Total Citable	103	27
% Citable Open Access	0.00%	0.00%
Other	8	0
Unlinked	n/a	2

Gold OA Citable	0	0
Subscription and Free to Read Citable	103	27
Total Citable	103	27
% Citable Open Access	0.00%	0.00%
Other	8	0
Unlinked	n/a	2

Gold OA Citable	0	0
Subscription and Free to Read Citable	103	27
Total Citable	103	27
% Citable Open Access	0.00%	0.00%
Other	8	0
Unlinked	n/a	2

Gold OA Citable	0	0
Subscription and Free to Read Citable	103	27
Total Citable	103	27
% Citable Open Access	0.00%	0.00%
Other	8	0
Unlinked	n/a	2

Gold OA Citable	0	0
Subscription and Free to Read Citable	103	27
Total Citable	103	27
% Citable Open Access	0.00%	0.00%
Other	8	0
Unlinked	n/a	2

Gold OA Citable	0	0
Subscription and Free to Read Citable	103	27
Total Citable	103	27
% Citable Open Access	0.00%	0.00%
Other	8	0
Unlinked	n/a	2

* Citations in 2020 to items published in [2018 - 2020]

Contributions by country/region

country	count
1 Turkey	98
2 USA	3
3 Iran	2
- Iraq	2
5 Australia	1
- Canada	1
- Cyprus	1
- England	1
- GERMANY (FED REP GER)	1
- Malaysia	1
- Montenegro	1
- Slovakia	1
- South Korea	1
- UNITED ARAB EMIRATES	1

Contributions by organizations

organization	count
1 ISTANBUL UNIVERSITY	12
2 DOKUZ EYLUL UNIVERSITY	11
- UNIVERSITY OF HEALTH SCIENCES TURKEY	11
4 ISTANBUL UNIVERSITY - CERRAHPASA	9
5 MERSIN UNIVERSITY	7
6 HACETTEPE UNIVERSITY	6
7 AKDENIZ UNIVERSITY	5
- EGE UNIVERSITY	5
9 BASKENT UNIVERSITY	4
- GAZI UNIVERSITY	4
- GULHANE TRAINING & RESEARCH HOSPITAL	4